

Heterocyclic compounds of S-N

The chemistry of Sulphur-Nitrogen compounds has several general features which are of great interest and importance, namely, stability of Sulphur-nitrogen bonds, tendency to make five and six membered rings, ring contraction, polymerization, and negative ion formation. Several heterocyclic compounds of S-N have been prepared in last century. Some of the important compounds are as following,

✓ **Tetrasulphur tetranitride (S₄N₄)**

Tetrasulfur tetranitride is an **inorganic compound** with the formula S₄N₄. This gold-popper coloured solid is the most important binary **sulfur nitride**, which are compounds that contain only the elements sulfur and nitrogen. It is a precursor to many S-N compounds and has attracted wide interest for its unusual structure and bonding.

Preparation

1. By the reaction of SCl₂ and NH₃



S₄N₄ was first prepared by M. Gregory by the reaction of disulfur dichloride with ammonia.



2. Reaction of Sulphur with anhydrous liquid ammonia

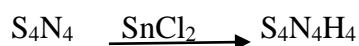


Physical properties

- Solid
- M.P. = 178°C
- Thermochromic; It changes color with temperature
 - ❖ At liquid ammonia temperature = Colorless
 - ❖ At room temperature = Orange-yellow
 - ❖ At 100°C = Red
- Crystals are reasonably stable to attack by air, but explosively sensitive to shock and friction.

Chemical properties

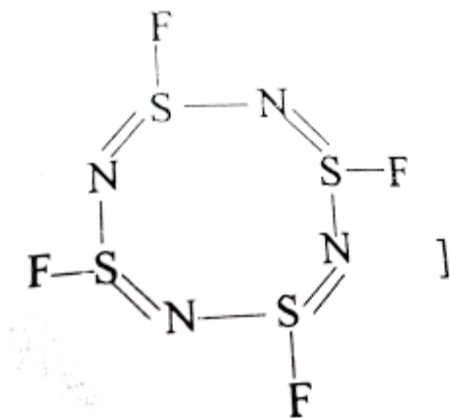
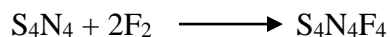
Reduction



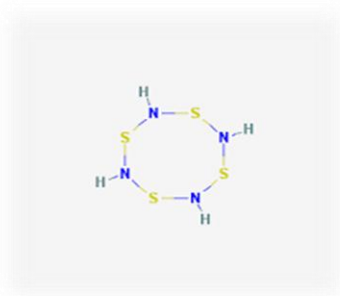
Oxidation



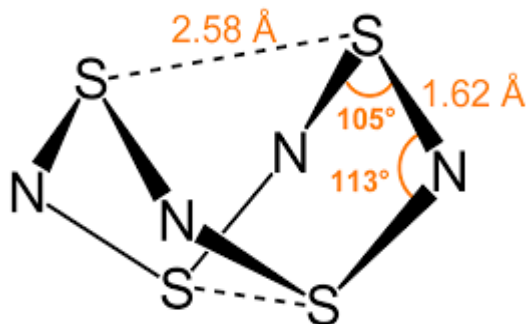
Fluorination



Hydrogenation



Structure



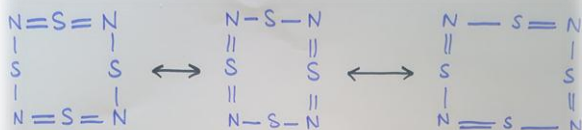
Cradle shaped structure

Average S-N bond length = 1.62 Å

S-N bond = partial double bond character

S...S distance = 2.58Å (weak bonding)

All bond lengths are equal so there is delocalization.


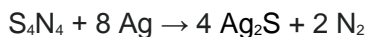


✓ Disulfur dinitride (S_2N_2)

Disulfur dinitride is the chemical compound S_2N_2 with a cyclic square planar structure.

Preparation

Passing gaseous S_4N_4 over silver metal wool at **250–300 °C** at low pressure (1mm Hg) yields cyclic S_2N_2 . The silver reacts with the sulfur produced by the thermal decomposition of the S_4N_4 to form Ag_2S , and the resulting Ag_2S catalyzes the conversion of the remaining S_4N_4 into the four-membered ring S_2N_2 .

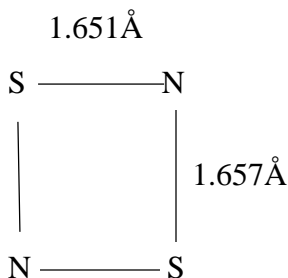


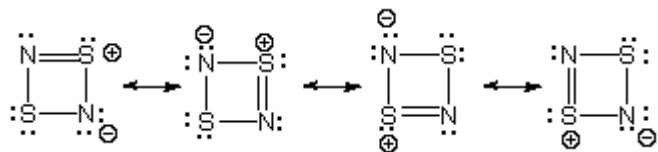
Physical properties

- Colorless
- Crystalline
- Soluble in diethyl ether
- Sublimes readily
- Molar mass = 92.144g/mol

Structure

The S_2N_2 molecule is virtually square and planar. The S-N bond lengths are 165.1Å and 165.7Å and the bond angles are very close to 90°.





Delocalization of pi electrons

Polythiazyle (SN)_x

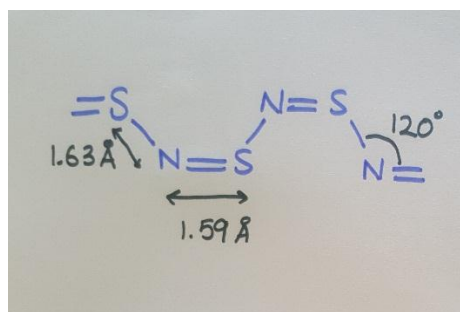
The compound was first reported as early as **1910** by **F.P. Burt**, who obtained it by heating tetrasulfur tetranitride in vacuum over silver wool.

Properties

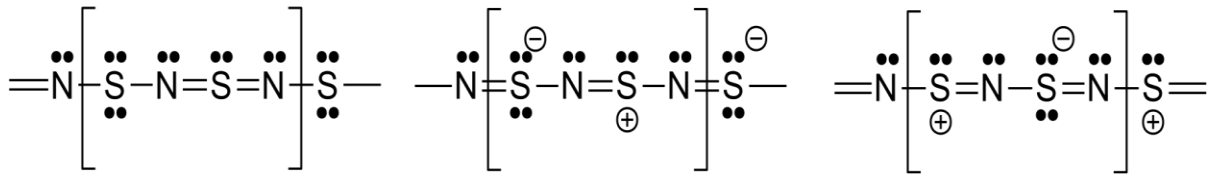
Polythiazyl is a **metallic-golden** and **shiny**, crystalline but fibrous material. The polymer is mostly inert to oxygen and water, but decomposes in air to a grey powder. At temperatures above 240 °C explosive decomposition can occur. The compound also explodes on impact. It is **highly conductive** at room temperature due to delocalization of pi electrons.

Structure

The material is a polymer. The S and N atoms on adjacent chains align. Several **structures** resonance can be written.



Zig zag structure



Resonating structures

The structure of the crystalline compound was resolved by **X-ray diffraction**. This showed alternating SN bond lengths of **159Å** and **163Å** and SNS bond angles of 120 °C and NSN bond angles of 106 °C.

Uses

Due to its electrical conductivity, polythiazyl is used in **LEDs, transistors, battery cathodes,** and **solar cells**.